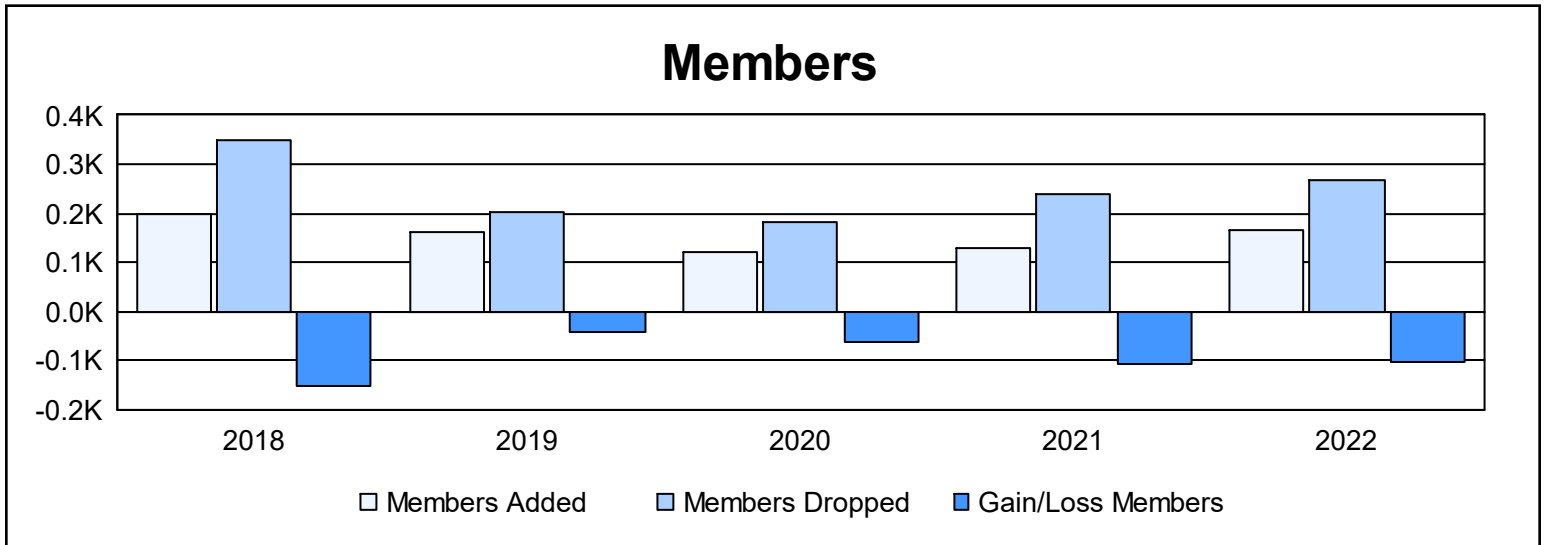
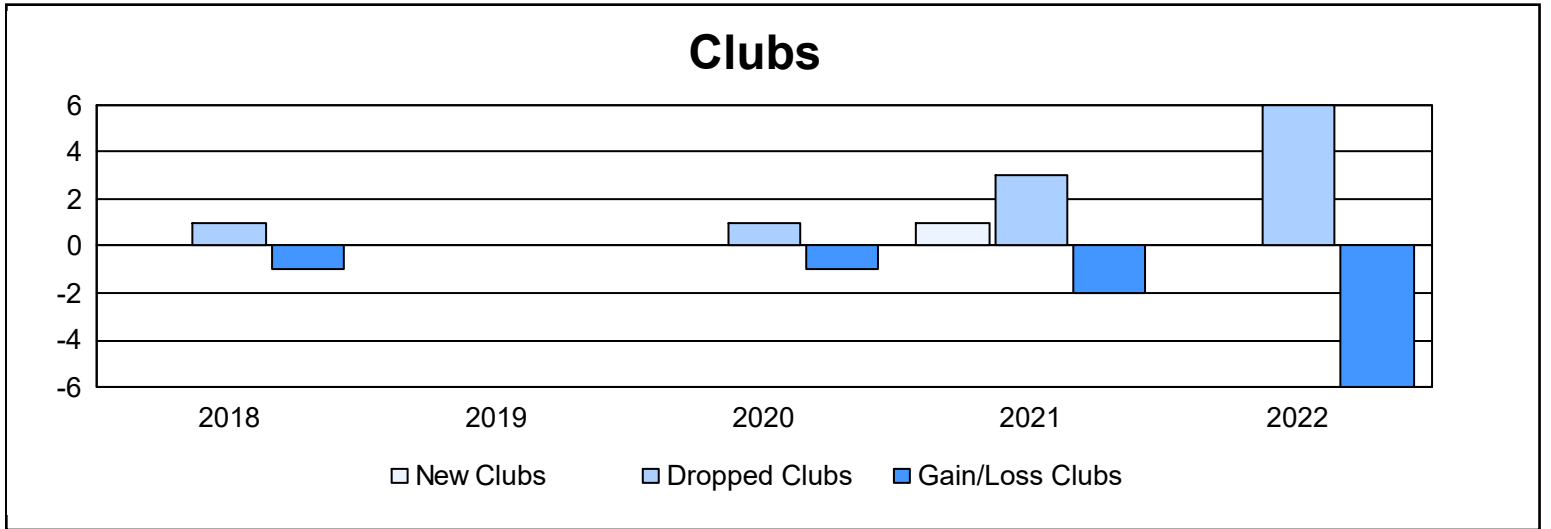
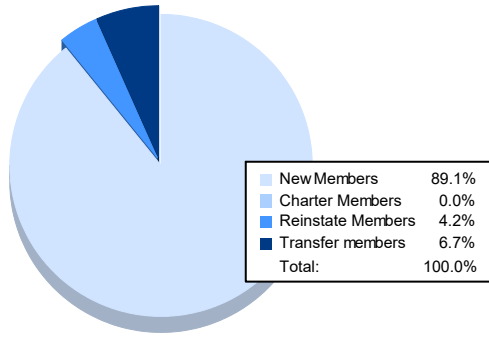


Year	New Clubs	Dropped Clubs	Gain/ Loss Clubs	New Members	Charter Members	Reinstate Members	Transfer Members	Total Member Added	Total Members Dropped	Gain/ Loss Members
2017-2018	0	1	-1	167	1	6	23	197	350	-153
2018-2019	0	0	0	144	0	10	7	161	202	-41
2019-2020	0	1	-1	105	0	7	10	122	183	-61
2020-2021	1	3	-2	76	33	10	11	130	238	-108
2021-2022	0	6	-6	147	0	7	11	165	268	-103
<b>Average</b>	<b>0</b>	<b>2</b>	<b>-2</b>	<b>128</b>	<b>7</b>	<b>8</b>	<b>12</b>	<b>155</b>	<b>248</b>	<b>-93</b>



### Membership Composition June 2022 Cumulative



### Gender Composition June 2022 Cumulative

